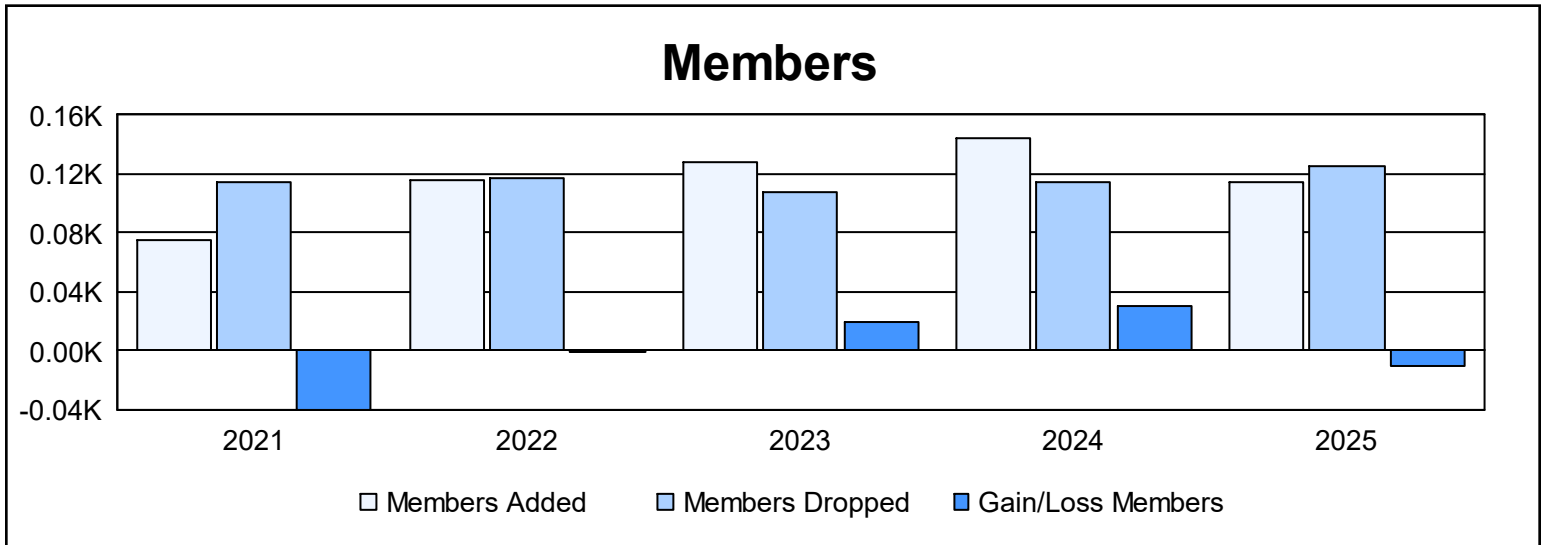
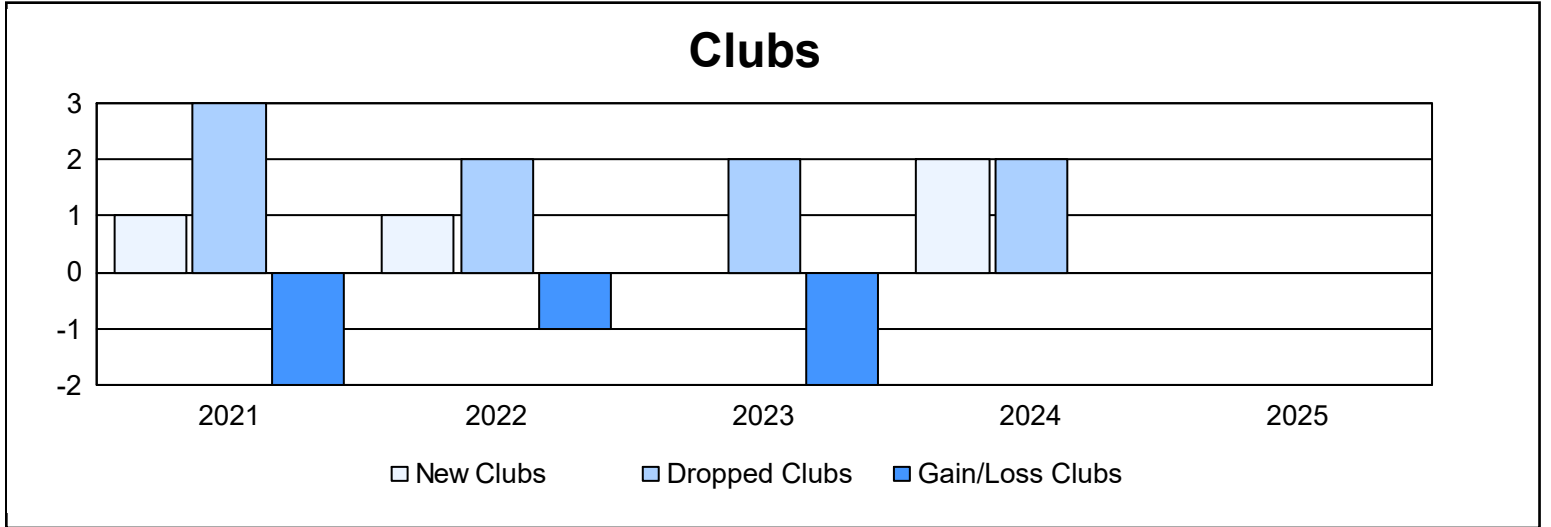
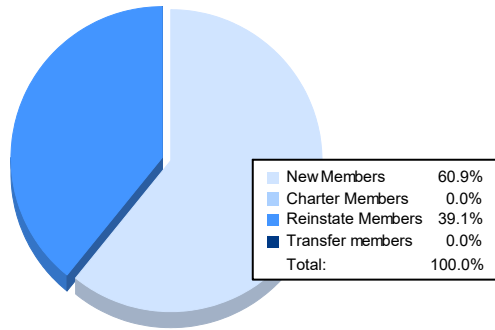


Year	New Clubs	Dropped Clubs	Gain/ Loss Clubs	New Members	Charter Members	Reinstate Members	Transfer Members	Total Member Added	Total Members Dropped	Gain/ Loss Members
2020-2021	1	3	-2	33	21	15	6	75	115	-40
2021-2022	1	2	-1	82	26	1	7	116	117	-1
2022-2023	0	2	-2	96	7	22	3	128	108	20
2023-2024	2	2	0	91	46	3	5	145	115	30
2024-2025				70	0	45	0	115	126	-11
<b>Average</b>	<b>1</b>	<b>2</b>	<b>-1</b>	<b>74</b>	<b>20</b>	<b>17</b>	<b>4</b>	<b>116</b>	<b>116</b>	<b>0</b>



### Membership Composition June 2025 Cumulative



### Gender Composition June 2025 Cumulative

